

# Electric chain hoists



# CHAINster

Electric chain hoists for loads up to 5,000 kg



CHAINster

- **Optimal space utilization**  
Compact dimensions and best hook approach, space saving trolleys
- **High safety in operation**  
Emergency Stop button, 48V Contactor control, drop stops, robust industrial design
- **Gentle work**  
Upper and lower lifting limit switch, minor noise emission, stepless load moving with motor trolley and inverter
- **Low installation and maintenance costs**  
Standardized electrical modules generally with plug connections, easy accessibility due to modular construction, time saving adjustment of trolley flange width, low weight

## Advantage: Efficient and economical operations with the highest quality

- With upper hook, push and motor trolley
- Housing made completely from aluminum or cast
- Up to 5,000 kg; up to 2,500 kg on a single fall
- Patented chain sprocket with intermediate teeth and metal chain guide
- Reliable contactor control
- Lifetime brake

Lifting motor with thermal protection



### Standard equipment:

- Upper hook, push trolley or inverter controlled motor trolley
- 2 lifting speeds up to 6/1 ratio depending to load
- Up to 5,000 kg; up to 2,500 kg on a single fall
- Patented chain sprocket with intermediate teeth and metal chain guide
- Mechanical overload device
- 2-step upper and lower emergency lifting limit switch
- High-quality reliable contactor control 48 V with main switch
- Electrical connections pluggable, for relieved maintenance
- Thermal protection for lifting motor
- Control pendant IP65 with emergency button, with plug
- Lifetime brake
- Separate brake rectifier
- Electrical provision for motor trolley
- Housing made completely from aluminum or cast
- Protection IP55
- Ambient temperature -20 °C up to +50 °C
- Epoxy powder painting, 70 µm

### Options (depending on frame size):

- Trolley limit switch
- Upper eye suspension instead of hook
- Load chain made from stainless steel
- 2 step and 4 step gear limit switch
- Second hoisting brake
- Manual brake release
- Rain cover
- Remote radio control „RadioMaster“
- Explosion-proof application
- Special power supply from 230V up to 675V, 3 phases
- HandyMaster for increased efficiency
- Version for food industry
- CraneKit version

# CHAINster

Optimal space utilization  
High safety in operation  
Low installation and maintenance costs




CHAINster

Metal chain guide



Modular contactors mounted to individual boards



Ergonomic load hook protected by rubber shell

Chain sprocket with intermediate teeth

Aluminum housing, metal chain guide

High quality chain sprocket provides less wear of the load chain.

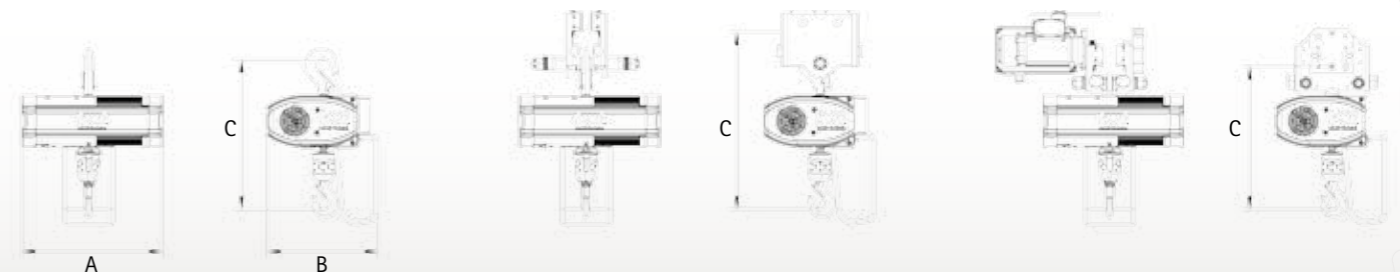
The sophisticated CHAINster chain guide provides a longer life time of the load chain. The chain guide housing is made of metal and can be quickly replaced with a few easy steps. The same applies to the patented chain sprocket. The additionally existing teeth allow for a better distribution of the forces on the sprocket located chain links. Result: less wear and quiet operation.

Reliable electrical engineering at its best.

The high quality contactor control ensures constant reliability in operation. The contactors, the control transformer and the separated brake rectifier, which are mounted on individual boards, are arranged for optimized space saving in the aluminum housing. Generally all of the CHAINster electrical connections are equipped with plug connections, this allows for a simple and time-saving maintenance. Downtime and costs are reduced.

Type	Number of falls	Load kg	FEM/ISO	Lifting speed	A mm	B mm	C upper hook mm	C push trolley mm	C motor trolley mm
CA1	1/1	250	2m/M5	8/2	379	279	409	468	407
		320	1Am/M4					472	
	2/1	500	2m/M5	4/1	379	279	461	524	459
CB1	1/1	500	2m/M5	8/1.3	416	327	445	525	424
		630	1Am/M4						
	2/1	1000	3m/M6	4/0.7	416	327	506	586	485
		500 - 1,250	1Am/M4	8/1.3	510	322	537	max. 634	max. 515
CC1	2/1	1,000 - 2,500	1Am/M4	4/0.7	510	405	607	max. 704	max. 592
		1/1	1,250 - 1,600	2m/M5	8/1.3	554	727	max. 617	max. 599
CD	2/1	2,000 - 3,200	2m/M5	4/0.7	554			727	max. 661
		1/1	2,000 - 2,500	2m/M5		8/1.3	max. 611		569
CE	2/1	3,200 - 5,000	2m/M5	4/0.7	587	754	max. 783	783	783

Selection of the overall product range. Maximum dimensions. Smaller dimensions depending on frame size possible. Subject to modification without notice. For further technical information please refer to our manuals and dimension sheets.



# CHAINster

Der CHAINster – A friend for life!

Sizes and suspensions



CHAINster



CHAINster CA1



CHAINster CB1



CHAINster CC1 (single fall)



CHAINster CC1 (double fall)



CHAINster CD



CHAINster CE



CHAINsterGT



Push travel trolley



Motor travel trolley

Trolleys

# CHAIN

# CHAINsterGT

Electric chain hoists with integrated frequency inverter



- Integrated frequency inverter technology**  
 The integrated and pre-programmed hoist inverter offers a range of functions and ensures greater operating safety; no extra effort required when starting up (Plug & Play)
- Effective and quick operation**  
 Wide range of speeds with greater hoist speeds at partial load (ESR, e.g. double the hoist speed at a partial load of < 30%) and lower hoist speeds for precise positioning of loads
- Safety and reliability thanks to intelligent hoist monitoring**  
 Electronic monitoring of the slipping clutch, permanent calculation of the operating hours, mechanical and electronic overload protection, prevention of shock loads (reduces the impact of sudden shocks)

**Advantage: Efficient and cost-effective operation with a maximum of quality**

**Standard equipment:**

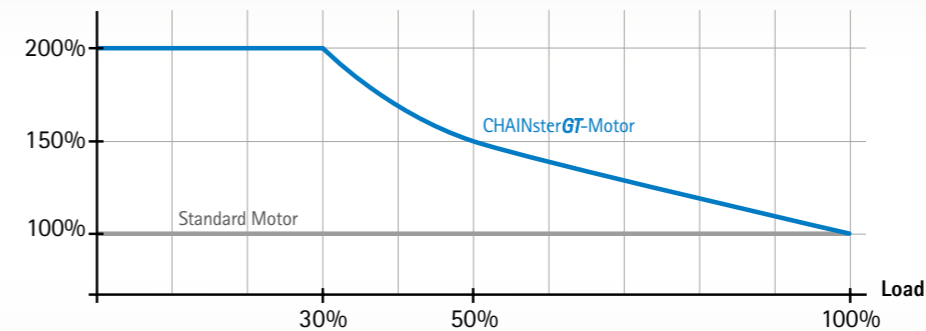
- Upper hook, push trolley or inverter controlled motor trolley
- Patented chain sprocket with intermediate teeth and metal chain guide
- Integrated lifting inverter HoistMaster4
- Thermal protection for lifting motor
- Control pendant IP65 with emergency stop button, with plug
- Lifetime brake
- Separate brake rectifier
- Protection IP55
- Duty factor 50 % ED, 300 starts/hour (ISO M5)
- Ambient temperature -10 °C up to +40 °C
- Epoxy powder painting, 70 µm

**Lifting inverter Hoistmaster4 with standard features:**

- ESR = faster lifting speed with lower loads
- Mechanical and electrical overload device
- 2-step programmable lifting limit switch
- Slack chain control with bypass
- Clutch control. Speed difference supervision.
- Brake control. Ensures brake is open when motor is activated
- SWP counter

For loads up to 2,500 kg

Hoisting Speed



Speed range CHAINsterGT (exemplary illustration)

Frequency inverter Hoistmaster4

Type	Number of falls	Load kg	Lifting speed		A mm	B mm	C upper hook mm	C push trolley mm	C motor trolley mm
			m/min	ESR* 32 < 80 kg					
CB1-GT	1/1	125	0.64-24	ESR* 32 < 80 kg	548	327	445	525	424
		250	0.64-16	ESR* 32 < 80 kg					
		320	0.64-16	ESR* 32 < 80 kg					
		500	0.64-12.5	ESR* 32 < 80 kg					
		630	0.64-12.5	ESR* 32 < 80 kg					
		630	0.32-8	ESR* 16 < 160 kg					
2/1	1,000	0.32-6.5	ESR* 16 < 160 kg	641	405	537	617	495	
CC1-GT	1/1	500	0.16-4						ESR* 8 < 320 kg
		500	0.63-16						ESR* 32 < 160 kg
		630	0.63-12.5						ESR* 32 < 160 kg
		800	0.31-9						ESR* 16 < 320 kg
		1,000	0.31-8						ESR* 16 < 320 kg
		1,250	0.31-6.5	ESR* 16 < 320 kg					
2/1	1,600	0.16-4.5	ESR* 8 < 630 kg	607	704	592			
CC1-GT	1/1	2,000	0.16-4				ESR* 8 < 630 kg		
		2,500	0.16-3.2				ESR* 8 < 630 kg		

\* ESR = faster lifting speed with lower loads. Subject to modification without notice. For further technical information please refer to our manuals and dimension sheets.

